Scheepmakersstraat 17
3334 KG ZWIJNDRECHT
THE NETHERLANDS
Phone : 078 - 629 13 13
Facsimile : 078 - 629 13 14
https://www.kleiss.nl/

kleiss & co bv

Handleiding | Instruction manual | Notice de montage | Handbuch

Persstop Type 1024 | **Test plug type1024** | **Bouchon à haute pression 1024** | **Presskolben 1024**

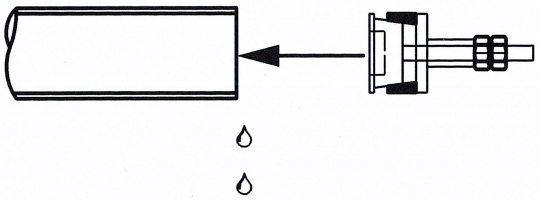

① Insert the plug into the pipe.
Insérer le bouchon dans le tuyau.
Stopfen ins Rohr stecken.

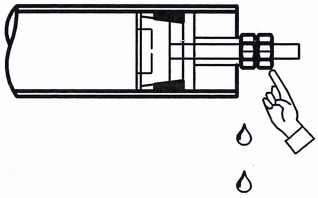

② Observe the operating nut
Observer l'écrou de serrage
Denken Sie an die Verschlußmutter.

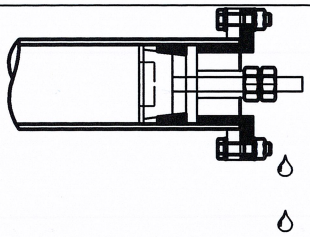

3.1 Secure stop with an extra flange
Sécuriser le bouchon avec une bride supplémentaire
Stopfer sichern mit einem zusätzlichen Flansch

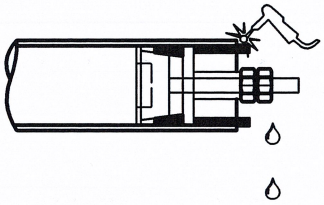

3.2 Or welded piece
Ou d'une pièce soudée
Oder geschweißtes Stück

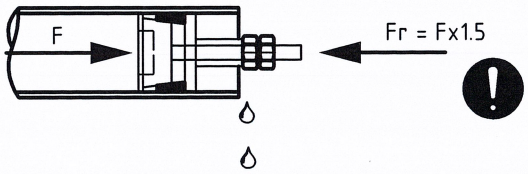

3.3
Support 1.5 times stronger than pressure in the pipe
Support 1,5 fois plus forte que la pression dans le tuyau
Unterstützung 1,5-Mal stärker als der Druck in dem Rohr

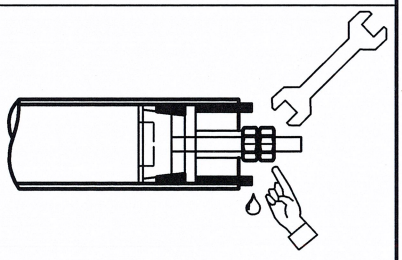

④
Turn the nut in such a way that stopper tightens
Tourner l'écrou de telle manière que le bouchon est serré
Die Mutter so drehen dass der Stopfer klemmt.

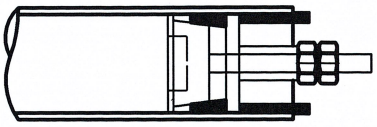
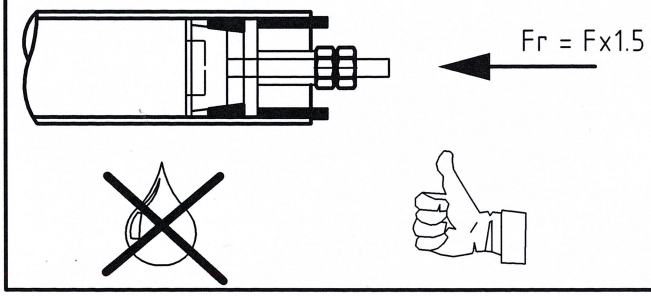
www.kleiss.nl